



THE ULTIMATE **3D SCAN-TO-CAD** SOLUTION

NOW FEATURING:

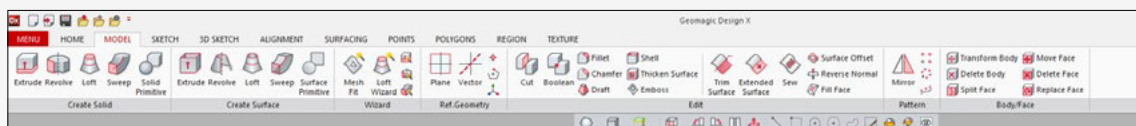
NEW USER INTERFACE

EXACT SURFACING

HD MESH CONSTRUCTION

Geomagic Design X, the industry's most comprehensive reverse engineering software, combines history-based CAD with 3D scan data processing. Now you can seamlessly create feature-based surface or solid models that are natively compatible with the latest popular MCAD platforms

The 2016 version of Geomagic Design X is about to be released with key new features and tools to deliver the industry's best and most comprehensive 3D scan-to CAD solution.



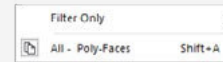
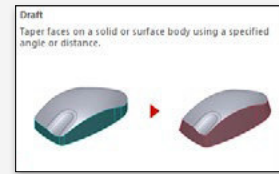
KEY UPDATES:

NEW GEOMAGIC USER INTERFACE

The completely updated User Interface for Geomagic Design X allows faster scan-to-3D and CAD workflows, with a more information-rich, user-driven interface and a more consistent and modern look-and-feel for users.

NEW FEATURE INCLUDE

- New Ribbon UI brings all the tools to the surface. Quick and easy access and visibility into the entire toolset.
- Mode-less mesh editing: Enjoy quick and easy mesh editing without the need to enter and exit an editing mode or being forced to roll back your history to edit the mesh.
- New quick access toolbar consolidates common selection, visibility, and view controls into a familiar and easy to use interface, while simultaneously reducing icon clutter in the interface
- Improved Accuracy Analyzer tool choices to easily access and choose comparison models and data for analysis
- The new Right-Click contextual menu puts commonly-used functions right at the users' Mouse Tip. Save mouse travel time and improve efficiency by choosing from our contextual function menu
- Improved tooltips to better understand a function at a glance




POWERFUL EXACT SURFACING

The industry-proven algorithms for exact surfacing developed by Geomagic that have consistently defined its technology leadership in the market are now an integral part of Geomagic Design X 2016's expanded surfacing tool set.


When a user needs precise, perfect NURBS surfaces for CAD modeling, FEA, entertainment engineering, archive and more, Geomagic Design X can now deliver exactly what is needed the first time and every time.

Exact surfacing in Design X delivers a range of intuitive tools for controlling and editing surface layouts, patches and fitting so you can deliver perfect, reliable surfaces every time for your 3D data.



CREATE INCREDIBLY DETAILED MESHES WITH THE NEW HD MESH CONSTRUCTION

HD Mesh Construction, new for 2016, is perfect for making high-resolution, high-definition meshes, while making most efficient use of your computers resources. Recover fine details from noisy or sparse point clouds, and experience impossibly intelligent automatic hole filling. HD mesh construction in Geomagic Design X is perfect for any type of scan data ranging from desktop to hand held to long range.



Find out more at: www.geomagic.com